



**Republika e Kosovës**  
**Republika Kosova / Republic of Kosovo**  
*Qeveria / Vlada / Government*

**Ministria e Punëve të Brendshme / Ministarstvo Unutrasnjih Poslova / Ministry of Internal Affairs**

---

*Departamenti Për Shtetësi, Azil dhe Migracion / Departman za Državljanstvo Azil i Migracije / Department of Citizenship, Asylum and Migration*

**STATISTICAL REPORT Q1 2024**

**DCAM/MIA**

## CITIZENSHIP

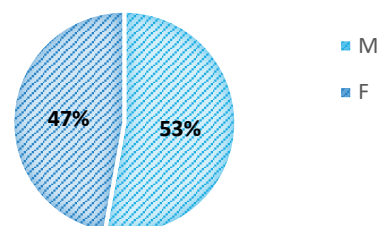
During the period January-March 2024, in the Department of Citizenship, 706 decisions on Relinquishment from citizenship were rendered: 693 positive d., 13 negative d. and 480 requests.

*Tab.1. Relinquishment from citizenship from R. Of Kosovo,*

| COUNTRY    | No. of Requests | Positive Decisions | Negative Decisions | Total Decisions |
|------------|-----------------|--------------------|--------------------|-----------------|
| Total      | 480             | 693                | 13                 | 706             |
| GERMANY    | 284             | 430                | 5                  | 435             |
| AUSTRIA    | 23              | 208                | 6                  | 214             |
| SLOVENIA   | 7               | 29                 | 0                  | 29              |
| MONTENEGRO | 6               | 7                  | 1                  | 8               |
| NEDERLAND  | 12              | 5                  | 1                  | 6               |
| OTHER      | 12              | 14                 | 0                  | 14              |

Source-DCAM

*Graf.1 Positive decisions as per gender*



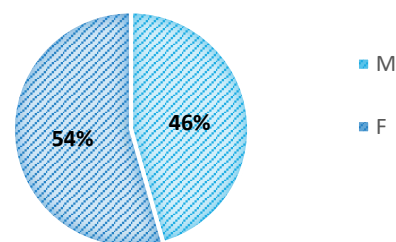
During the period January-March 2024, in the Department of Citizenship are rendered 420 decisions on gaining the citizenship: 126 Positive d., 294 Negative d. and 5 requests.

*Tab.2. Gaining the citizenship of R. of Kosovo,*

| CITIZENSHIP | No. of Requests | Positive Decisions | Negative Decisions | Total Decisions |
|-------------|-----------------|--------------------|--------------------|-----------------|
| Total       | 5               | 126                | 294                | 420             |
| TURKISH     | 2               | 6                  | 111                | 117             |
| GERMAN      | 1               | 29                 | 18                 | 47              |
| MONTE NEGRO | 1               | 4                  | 2                  | 6               |
| SERBIAN     | 1               | 35                 | 38                 | 73              |
| MACEDONIAN  | 0               | 14                 | 13                 | 27              |
| OTHER       | 0               | 38                 | 112                | 150             |

Source-DCAM

*Graf.2. Positive decisions as per gender,*



## **APPLICANT'S FOR INTERNATIONAL PROTECTION**

During the period January -March 2024, 78 applicants for international protection were evidenced, out of which 68 (87%) are Men and 10 (13%) are Women.

*Tab.3 Applicants for international protection by age group/gender/country of origin,*

| Country /Age group | Total | M  | F  | 0-13 | 14-17 | 18-34 | 35-64 |
|--------------------|-------|----|----|------|-------|-------|-------|
| BULGARIA           | 1     | 0  | 1  | 0    | 0     | 0     | 1     |
| ETIOPIA            | 1     | 1  | 0  | 0    | 0     | 0     | 1     |
| PALESITNE          | 4     | 4  | 0  | 0    | 0     | 4     | 0     |
| AFGHANISTAN        | 1     | 1  | 0  | 0    | 0     | 1     | 0     |
| JORDAN             | 5     | 3  | 2  | 1    | 1     | 1     | 2     |
| BANGLADESH         | 7     | 7  | 0  | 0    | 0     | 2     | 5     |
| TURKYE             | 6     | 6  | 0  | 0    | 0     | 0     | 6     |
| SERBIA             | 8     | 4  | 4  | 5    | 0     | 2     | 1     |
| SYRIA              | 35    | 32 | 3  | 3    | 1     | 28    | 3     |
| LIBAN              | 1     | 1  | 0  | 0    | 0     | 0     | 1     |
| KONGO              | 1     | 1  | 0  | 0    | 0     | 1     | 0     |
| MOROCCO            | 8     | 8  | 0  | 0    | 0     | 7     | 1     |
| TOTAL              | 78    | 68 | 10 | 9    | 2     | 46    | 21    |

Source -AC-DCAM

*Tab 4. Number of decisions according to the decision status,*

| ACCORDING TO THE DECISION STATUS                    | NO. OF DECISIONS |
|---|------------------|
| Decisions on termination of procedure               | 47               |
| Decisions on voluntarily relinquishment             | 19               |
| Decid. on the continuation of subsidiary protection | 15               |
| Decisions on denial of the request                  | 3                |
| Decision on subsidiary protection                   | 1                |
| Total   | 85               |

Source-DCAM

*Tab 5. Number of Temporary protection*

| TEMPORARY PROTECTION                           | NO. OF DECISIONS |
|--|------------------|
| Decisions on temporary protection              | 0                |
| Decid. on continuation of temporary protection | 10               |
| Total  | 10               |

Source-DCAM

## TEMPORARY RECEPTION CENTRE FOR MIGRANTS

During the period January - March 2024, a total of 160 migrants were accommodated in the Temporary Reception Centre for Migrants, which **158** (99 %) of them are men and **2** (1%) are women.

*Tab.6. Migrants by age group, gender, country of origin,*

| Country /Age group | Total      | M          | F        | 14-17    | 18-34      | 35-64     | 65+      |
|--------------------|------------|------------|----------|----------|------------|-----------|----------|
| SYRIA              | 78         | 76         | 2        | 2        | 67         | 8         | 1        |
| MOROCCO            | 38         | 38         | 0        | 0        | 36         | 2         | 0        |
| ALGERIA            | 16         | 16         | 0        | 0        | 14         | 2         | 0        |
| PALESTINE          | 11         | 11         | 0        | 0        | 8          | 3         | 0        |
| AFGHANISTAN        | 7          | 7          | 0        | 0        | 7          | 0         | 0        |
| EGYPT              | 2          | 2          | 0        | 0        | 2          | 0         | 0        |
| IRAQ               | 2          | 2          | 0        | 0        | 2          | 0         | 0        |
| TUNIS              | 2          | 2          | 0        | 0        | 2          | 0         | 0        |
| ETHIOPIA           | 1          | 1          | 0        | 0        | 1          | 0         | 0        |
| LYBAN              | 1          | 1          | 0        | 0        | 1          | 0         | 0        |
| CONGO              | 1          | 1          | 0        | 0        | 1          | 0         | 0        |
| JORDAN             | 1          | 1          | 0        | 0        | 1          | 0         | 0        |
| <b>Total</b>       | <b>160</b> | <b>158</b> | <b>2</b> | <b>2</b> | <b>142</b> | <b>15</b> | <b>1</b> |

Source- TRC-DCAM

## **FOREIGNERS**

During the period January-March 2024, the number of requests for residence permits is 2,506, of which: men 1,524 (61%) and women 982 (39 %);

- Requests for temporary residence permits are 2,376, men 1,463 (62%) and women 913 (38%), of which 1,388 are for the first time and 988 are ongoing;
- The number of requests for permanent residence permit is 130, men 61 (47%) and women 69 (53%), of which 62 are for the first time and 68 are ongoing.

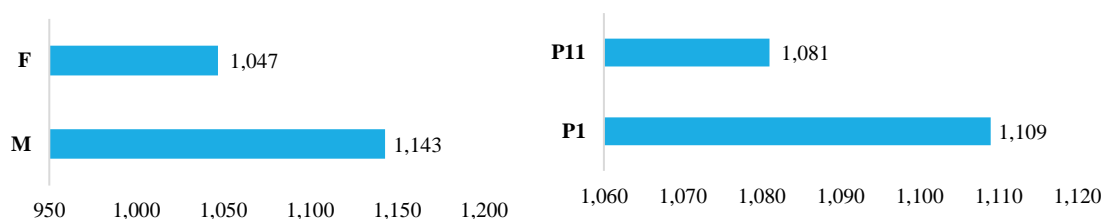
*Tab.7. Requests for residence permits according to citizenship,*

| CITIZENSHIP | Total | Family reunification | Work  | Study | Humanitarian | Extraordinary circumstances | Others |
|-------------|-------|----------------------|-------|-------|--------------|-----------------------------|--------|
| Total       | 2,506 | 755                  | 1,468 | 159   | 24           | 74                          | 26     |
| TURKISH     | 596   | 145                  | 351   | 88    | 8            | 0                           | 4      |
| BANGLADESH  | 577   | 0                    | 577   | 0     | 0            | 0                           | 0      |
| SERBIAN     | 458   | 196                  | 143   | 47    | 0            | 71                          | 1      |
| ALBANIAN    | 303   | 168                  | 126   | 5     | 0            | 3                           | 1      |
| MACEDONIAN  | 175   | 117                  | 52    | 5     | 0            | 0                           | 1      |
| OTHERS      | 397   | 129                  | 219   | 14    | 16           | 0                           | 19     |

Source-DCAM

Decisions for temporary residence permits 2,190:

*Graph.3. Temporary residence permits by gender,      Graph.4. Temporary residence permits according to P1 and P11<sup>1</sup>,*



Source-DCAM

<sup>1</sup> P1-Temporary residence permits for the first time and P11-Ongoing temporary residence permits

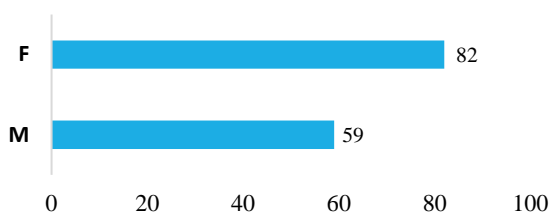
Tab.8. Obtaining temporary residence permits,

| CITIZENSHIP | Total | Family reunification | Work  | Study | Humanitarian | Other |
|-------------|-------|----------------------|-------|-------|--------------|-------|
| Total       | 2,190 | 764                  | 1,153 | 231   | 29           | 13    |
| TURKISH     | 685   | 157                  | 366   | 146   | 12           | 4     |
| SERBIAN     | 387   | 184                  | 149   | 53    | 0            | 1     |
| ALBANIAN    | 313   | 162                  | 145   | 6     | 0            | 0     |
| BANGLADESH  | 204   | 0                    | 204   | 0     | 0            | 0     |
| MACEDONIAN  | 195   | 124                  | 66    | 4     | 0            | 1     |
| OTHER       | 406   | 137                  | 223   | 22    | 17           | 7     |

Source-DCAM

Decisions for permanent residence permits - 141:

Graph.5. Permanent residence permits by gender,



Source-DCAM

Tab.9. Obtaining permanent residence permits,

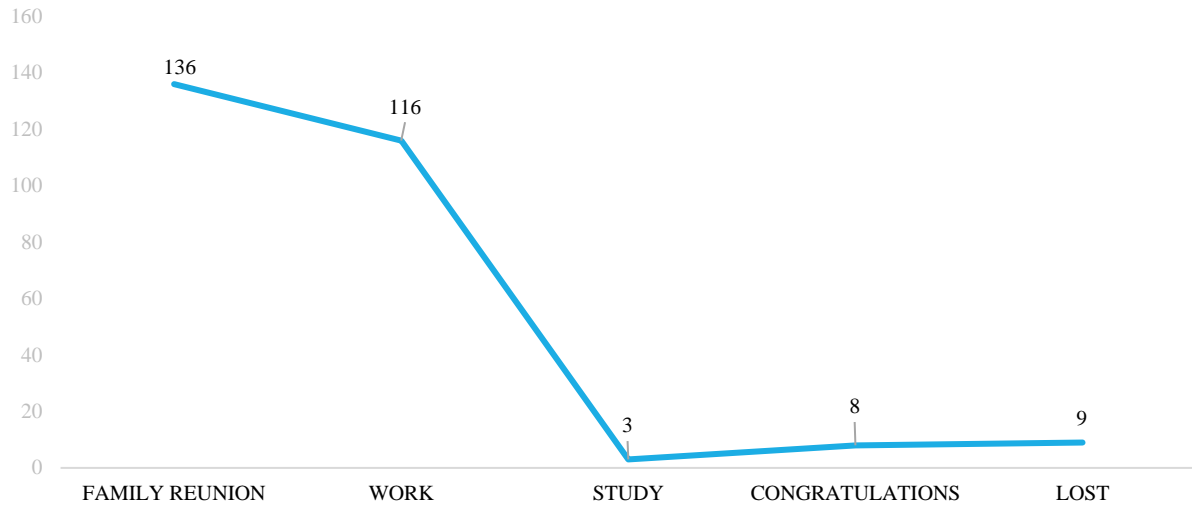
| CITIZENSHIP | Total | Family reunification | Work | Release from citizenship | Extraordinary circumstances | Others |
|-------------|-------|----------------------|------|--------------------------|-----------------------------|--------|
| Total       | 141   | 12                   | 21   | 18                       | 86                          | 4      |
| SERBIAN     | 102   | 7                    | 9    | 0                        | 83                          | 3      |
| GERMAN      | 12    | 0                    | 0    | 12                       | 0                           | 0      |
| AUSTRIAN    | 6     | 0                    | 0    | 6                        | 0                           | 0      |
| ALBANIAN    | 7     | 2                    | 2    | 0                        | 2                           | 1      |
| TURKISH     | 5     | 1                    | 4    | 0                        | 0                           | 0      |
| OTHER       | 9     | 2                    | 6    | 0                        | 1                           | 0      |

Source-DCAM

During this period, 201 of them were rejected:

- 201 temporary residence permits - for the first time 199 and ongoing 2;
- 0 permanent residence permits - for the first time 0 and ongoing 0;

Graph.6. The number of decisions on temporary residence permits according to the Agreement,



Source-DCAM

During the period January-March 2024, as far as visas are concerned, we had:

- Request for visa verification - 645;
- Request for visa extension - 0;
- Positive decisions for extension - 0;
- Negative decisions for extension - 0.

## **RE-ADMISSION AND RETURN**

During the period January-March 2024, 131 persons readmitted from different countries were returned in the border points – forced - 111 (85%), Volunteers - 16 (12%) and Volunteers assisted by IOM – 4 (3%).

*Tab.10. Forced readmission,*

| COUNTRY       | Total | F  | M  | 0-5 | 6-13 | 18-34 | 35-64 |
|---------------|-------|----|----|-----|------|-------|-------|
| Total         | 111   | 14 | 97 | 5   | 5    | 55    | 46    |
| GERMANY       | 64    | 11 | 53 | 3   | 4    | 31    | 26    |
| SWITZERLAND   | 15    | 2  | 13 | 1   | 1    | 9     | 4     |
| FRANCE        | 9     | 0  | 9  | 0   | 0    | 4     | 5     |
| AUSTRIA       | 6     | 0  | 6  | 0   | 0    | 3     | 3     |
| SWEDEN        | 3     | 0  | 3  | 0   | 0    | 3     | 0     |
| ITALY         | 3     | 0  | 3  | 0   | 0    | 0     | 3     |
| NORWAY        | 3     | 1  | 2  | 1   | 0    | 1     | 1     |
| NETHERLANDS   | 2     | 0  | 2  | 0   | 0    | 0     | 2     |
| USA           | 2     | 0  | 2  | 0   | 0    | 2     | 0     |
| GREAT BRITAIN | 2     | 0  | 2  | 0   | 0    | 2     | 0     |
| BELGIUM       | 1     | 0  | 1  |     | 0    | 0     | 1     |
| MONTE NEGRO   | 1     | 0  | 1  | 0   | 0    | 0     | 1     |

Source-DCAM

*Tab.11. Voluntary readmission,*

| COUNTRY | Total | F | M  | 0-5 | 6-13 | 14-17 | 18-34 | 35-64 |
|---------|-------|---|----|-----|------|-------|-------|-------|
| Total   | 16    | 4 | 12 | 3   | 2    | 1     | 5     | 5     |
| BELGIUM | 10    | 1 | 9  | 1   | 2    | 1     | 3     | 3     |
| FRANCE  | 4     | 3 | 1  | 2   | 0    | 0     | 1     | 1     |
| GERMANY | 2     | 0 | 2  | 0   | 0    | 0     | 1     | 1     |

Source-DCAM

*Tab.12. Voluntary assisted readmission from IOM,*

| COUNTRY     | Total | F | M | 0-5 | 6-13 | 18-34 | 35-64 |
|-------------|-------|---|---|-----|------|-------|-------|
| Total       | 4     | 2 | 2 | 0   | 0    | 1     | 3     |
| SWITZERLAND | 2     | 1 | 1 | 0   | 0    | 1     | 1     |
| LUXEMBOURG  | 2     | 1 | 1 | 0   | 0    | 0     | 2     |

Source-IOM



## DETENTION CENTER FOR FOREIGNERS

During the period January-March 2024 in the Detention Center for Foreigners, were detained 8 foreigners, within 1 from Iraq and 7 Bangladesh.

the number of people accommodated during this period in this center was 8 foreigners.

*Tab.13. Number of persons detained in DCF, by country, gender and age group,*

| COUNTRY    | Total | M | F | 0-5 | 6-13 | 18-34 | 35-64 |
|------------|-------|---|---|-----|------|-------|-------|
| Total      | 8     | 8 | 0 | 0   | 0    | 3     | 5     |
| IRAQ       | 1     | 1 | 0 | 0   | 0    | 1     | 0     |
| BANGLADESH | 7     | 7 | 0 | 0   | 0    | 2     | 5     |

*Source-DCF*

*Tab.14. The number of persons returned to their country of origin,*

| COUNTRY | Forced | Volunteers | Volunteers IOM | Total |
|---------|--------|------------|----------------|-------|
| MOROCCO | 0      | 0          | 2              | 2     |
| GERMANY | 0      | 1          | 0              | 1     |
| Total   | 0      | 1          | 2              | 3     |

*Source-DCF*